



# Feb 2020 Application Updates

IDeaS RevPlan – Total Revenue Forecasting & BI

February 4, 2020

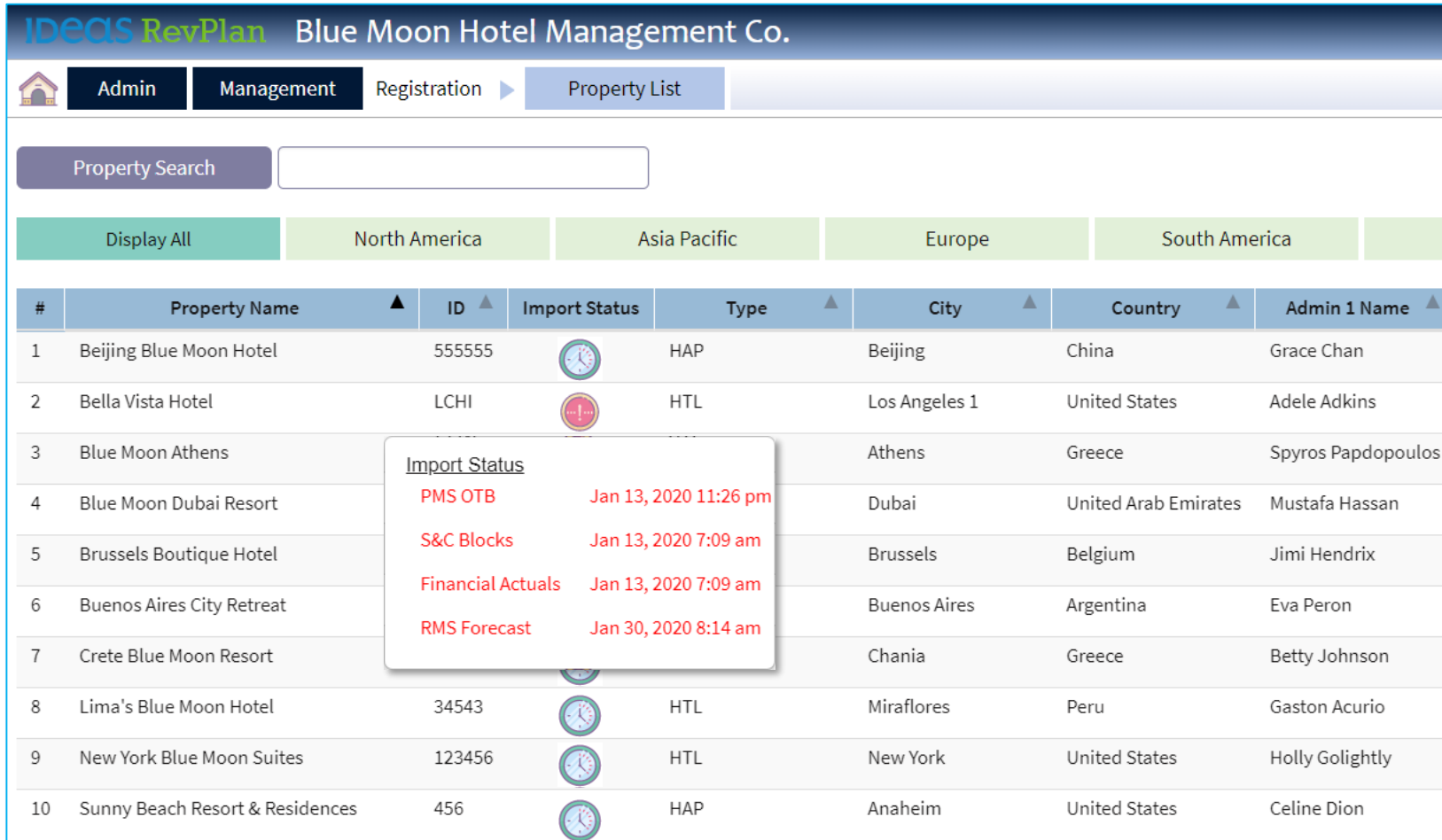
**IDEAS**<sup>™</sup>  
A sas COMPANY

# Summary

- Import Status indicator added to Property List
- Import Status new location in Forecast Home view
- Session Refresh message replaced 'star' functionality in Forecast Home view

# Import Status Added to Property List

- The Import Status indicator has been added for each property in the Property List allowing you to instantly identify any data issues across all properties:




#	Property Name	ID	Import Status	Type	City	Country	Admin 1 Name
1	Beijing Blue Moon Hotel	555555		HAP	Beijing	China	Grace Chan
2	Bella Vista Hotel	LCHI		HTL	Los Angeles 1	United States	Adele Adkins
3	Blue Moon Athens				Athens	Greece	Spyros Papdopoulos
4	Blue Moon Dubai Resort				Dubai	United Arab Emirates	Mustafa Hassan
5	Brussels Boutique Hotel				Brussels	Belgium	Jimi Hendrix
6	Buenos Aires City Retreat				Buenos Aires	Argentina	Eva Peron
7	Crete Blue Moon Resort				Chania	Greece	Betty Johnson
8	Lima's Blue Moon Hotel	34543		HTL	Miraflores	Peru	Gaston Acurio
9	New York Blue Moon Suites	123456		HTL	New York	United States	Holly Golightly
10	Sunny Beach Resort & Residences	456		HAP	Anaheim	United States	Celine Dion


Import Status  
PMS OTB Jan 13, 2020 11:26 pm  
S&C Blocks Jan 13, 2020 7:09 am  
Financial Actuals Jan 13, 2020 7:09 am  
RMS Forecast Jan 30, 2020 8:14 am




- The indicator is green if all four imports are current (less than 24 hours old)
- The indicator is red if one or more of the imports are not current (older than 24 hours)

# Import Status in Forecast Home

- The Import Status indicator in the Forecast Home screen has been moved up to the top navigation from the Fiscal Date Range level to avoid repeating this icon in every fiscal date range.
- Also, the issue with delayed loading of this icon has been resolved and it now displays without any delay.


Admin
Management
Rooms Forecasting
Forecast Home
Utilities
Intel
Planning

Add Fiscal Date Range


Fiscal Year 2020




Jan 1 - 31	Feb 1 - 29	Mar 1 - 31	Apr 1 - 30	May 1 - 31	Jun 1 - 30
Actual	February 2020	March 2020	April 2020	May 2020	June 2020
	Demo 1			May 2020 Renov...	
Jul 1 - 31	Aug 1 - 31	Sep 1 - 30	Oct 1 - 31	Nov 1 - 30	Dec 1 - 31
July 2020	August 2020	September 2020	October 2020	November 2020	December 2020



# Session Refresh Popup Message

- The session refresh popup message has been added to replace the old 'star' functionality.

The screenshot shows a software interface with a top navigation bar containing 'Admin', 'Management', 'Rooms Forecasting', 'Forecast Home', 'Utilities', 'Intel', and 'Planning'. Below this is a 'Fiscal Year 2020' table with columns for months and quarters. A 'RevPlan Alert!' popup is centered on the screen, asking 'Do you wish to refresh this session with the latest available starting logic?' with 'Yes-Update' and 'No-Don't Update' buttons. A red 'X' icon is visible in the top right corner of the interface.

**RevPlan Alert!**

Do you wish to refresh this session with the latest available starting logic?

Yes-Update No-Don't Update

- This message is triggered upon clicking on the session name, ONLY IF a session has NOT been ever touched/updated since the moment it was created.

# Session Refresh Popup Message

For example:

- On Nov 1, 2019 you created a session with Start Logic = RMS Forecast, i.e. your Session Forecast is based on RMS data as of Nov 1, 2019.
- You never touched this session since it was created. On Mar 1, 2020 you click on this session, which triggers the session refresh popup:

The screenshot shows a software interface with a top navigation bar containing 'Admin', 'Management', 'Rooms Forecasting', 'Forecast Home', 'Utilities', 'Intel', and 'Planning'. A 'RevPlan Alert!' popup is centered on the screen. The popup contains the text 'Do you wish to refresh this session with the latest available starting logic?' and two buttons: 'Yes-Update' and 'No-Don't Update'. The 'Yes-Update' button is highlighted with a green square labeled '1', and the 'No-Don't Update' button is highlighted with a green square labeled '2'. The background of the interface shows a grid of fiscal year data for 2020, including months from January to December, with some cells containing icons and text like 'Actual', 'February 2020', 'Demo 1', 'July 2020', 'August 2020', 'September 2020', 'October 2020', 'November 2020', and 'December 2020'.

1. Selecting 'Yes-Update' will update the Session Forecast with updated start logic, so RMS forecast data as of Mar 1, 2020.
2. Selecting 'No-Don't Update' will retain the outdated Session Forecast values.

# Thank You

in



f



[info@ideas.com](mailto:info@ideas.com) | [ideas.com](http://ideas.com)

**IDEAS**<sup>™</sup>  
A sas COMPANY